

SagePay (Opayo) Payment Plugin for Hikashop by Brainforge

1.0 Specific Configuration

After installing and enabling this plugin you can create one or more payment methods from the Hikashop Administration Payment Method page. In addition to the generic payment method configuration this plugin uses the following which can be found in the SPECIFIC CONFIGURATION block as shown below.

SPECIFIC CONFIGURATION	
MySagePay vendor	<input type="text" value="brainforgeuk"/>
Encryption password	<input type="password" value="*****"/>
Unique vendor TX code	<input type="text" value="satestest-%d"/>
Vendor data	<input type="text" value="Additional Information"/> ▼
Mode	<input type="text" value="Test"/> ▼
Debug	<input type="button" value="Yes"/> <input checked="" type="button" value="No"/>
Transaction type	<input type="text" value="Payment"/> ▼
Customer name	<input type="text" value="Company or Person"/> ▼
Require billing postcode	<input checked="" type="button" value="Yes"/> <input type="button" value="No"/>
Send SagePay email	<input type="text" value="Vendor and Customer"/> ▼
Vendor email address	<input type="text" value="sagepay@brainforge.co.uk"/>

SagePay (Opayo) Payment Plugin for Hikashop by Brainforge

MySagePay Vendor and Encryption Password

Provided by SagePay for access to their services.

Unique Vendor TX Code *1

Free text which must be unique for all orders.

Uniqueness is achieved by replacing the mandatory *%d* with the order ID.

Vendor Data *2

This is optional information which appears in the *Reference* column of the *Transaction Report* page of your *MySagePay* dashboard. A couple of examples are included with this plugin. If using this feature for own data you will need to install a custom PHP file in the *vendordata* folder (see section 4.0).

Mode

This controls the URLs used to connect with the Opayo (formerly SagePay) gateway.

Debug

Stores information in the Hikashop *Payment log* file.

Customer Name

When *Company* or *Person* selected the billing address company name will be used. If no company name available the name of the person billed will be used instead. Other combinations are available.

Send SagePay Email

Specify recipients of SagePay transaction emails.

These are in addition to Hikashop order emails and are sent from SagePay, not your server.

Vendor Email Address

This is the vendor email address used by SagePay.

Defaults to the Hikashop *Payment Notifications Email Address*.

For additional information on the operation of these settings refer to SagePay documentation.

*1 Only the following characters, and space, allowed here:

A-Z a-z 0-9 {} . _ -

*2 Only the following characters, and space, allowed here:

A-Z a-z 0-9 (hyphen not allowed)

SagePay (Opayo) Payment Plugin for Hikashop by Brainforge

1.1 SagePay Basket Configuration

Optionally details of the items in the customer's shopping can be sent to SagePay.

This information also appears in the SagePay email (if configured) sent to the customer.

Sending basket data to SagePay is required if you wish to integrate with *Sage 50 Account Software*.

Send basket data	Colon separated
SagePay basket item description field	%product_name%
SagePay basket productCode field (XML only)	product_code
SagePay basket include free items	<input type="radio"/> Yes <input checked="" type="radio"/> No
SagePay basket include free options	<input type="radio"/> Yes <input checked="" type="radio"/> No
SagePay basket delivery item description field	Delivery
SagePay basket include free delivery	<input type="radio"/> Yes <input checked="" type="radio"/> No
SagePay basket billing item description field	Billing
SagePay basket coupon item description field	Coupon (%s)

SagePay basket item description field

By default this is the product name (column `product_name` on the Hikashop product table).

If you are integrating with *Sage 50 Account Software* you will need to include the associated product code in order to update the relevant activity and stock levels. Typically this can be achieved setting this value to the following:

```
[%product_code%]%product_name%
```

You are free to use other columns / custom fields on the Hikashop product table, if more suitable.

SagePay basket delivery item description field

If populated (e.g. with the word *Delivery*) the shipping method price, if any, will be included as an item in the basket sent to SagePay.

When integrating with *Sage 50 Account Software* you may need to create a *delivery* product code and include that product code in this value. Such as `[Z/Z/CARRIAGE]Delivery`. A discounted shipping method will be passed to SagePay as a negative price.

SagePay basket billing item description field

If populated (e.g. with the word *Billing*) the billing method price, if any, will be included as an item in the basket sent to SagePay.

When integrating with *Sage 50 Account Software* you may need to create a *delivery* product code and include that product code in this value. Such as `[Z/Y/BILLING]Billing`. A discounted billing method will be passed to SagePay as a negative price.

SagePay (Opayo) Payment Plugin for Hikashop by Brainforge

SagePay basket coupon item description field

If populated (e.g. with the word *Coupon (%s)*) any coupon will be included as an item in the basket sent to SagePay. The optional placeholder *%s* (if included) will be replaced with the coupon name.

When integrating with *Sage 50 Account Software* you may need to create a *coupon* product code and include that product code in this value. Such as [Z/X/COUPON} Coupon. Any coupon value are passed to SagePay as negative price.

SagePay basket include free ...

By default free items, options (variants) and deliveries are not included in the basket sent to SagePay. You can include these if required.

SagePay basket product code field (XML only)

In XML format basket data there is a 12 character product code field. To populate this enter the name of the column / custom field on the Hikashop product table which contains the data you wish to appear here.

1.2 Other Specific Configuration

Billing agreement	<input type="button" value="Yes"/> <input checked="" type="button" value="No"/>
Allow gift aid	<input type="button" value="Yes"/> <input checked="" type="button" value="No"/>
Apply AVSCV2	<input type="button" value="Yes"/> <input checked="" type="button" value="No"/>
Apply 3DSecure	<input type="button" value="Yes"/> <input checked="" type="button" value="No"/>
Cancel url	<input type="text" value="index.php/products"/>
Return url	<input type="text" value="index.php/products"/>
Invalid status	<input type="text" value="cancelled"/> ▼
Verified status	<input type="text" value="confirmed"/> ▼
Pending status	<input type="text" value="created"/> ▼
Help	bfsagepay.pdf

SagePay (Opayo) Payment Plugin for Hikashop by Brainforge

2.0 Additional Information

* Information about getting started with SagePay and MySagePay dashboard can be found here:
<https://www.sagepay.co.uk/>

* Form integration and protocol guidelines can be found here;
<https://developer-eu.elavon.com/docs/opayo-forms>

* Test card numbers are available here:
<https://developer.elavon.com/products/opayo-forms/v1/testing-3671-overview>

* Your Sage Pay account can be integrated with Sage Accounting products by using the *SagePay basket item description field* payment method parameter.

For more information refer to section on Sage 50 Accounts Software Integration found here:

https://www.elavon.co.uk/content/.../FORM_Integration_and_Protocol_Guidelines_270815.pdf

For a discussion on this feature see:

<https://github.com/thephpleague/omnipay-sagepay/issues/55>







* This plug-in originally developed using Hikashop 4.2.2, Joomla 3.9 and PHP 7.0.
<https://www.hikashop.com>

At the time of writing this it is known to be compatible with the following:
Hikashop 4, Joomla 4.3 and PHP 8

* Opayo Documentation
<https://developer.elavon.com/products/opayo-forms/v1>

3.0 SagePay Transaction Report Example

See page : <https://live.sagepay.com/mysagepay/transactions.msp>

All GBP EUR													
	Customer Name	Type	Vendor Tx Code	Amount(Incl. Surcharg	Received	CV2	Add	PC	3D	Fraud Screening Actio	Refund	Repeat	Reference
	Test Testing	Payment	sastest-5497	335.40 GBP	14/05/2020 10:09:53								This is a test

In this example the *Reference* comes from the *additional information* custom field on the Hikashop *order* table. See section 4.0 below.

SagePay (Opayo) Payment Plugin for Hikashop by Brainforge

	Test Testing	Payment	sastest-5497	335.40 GBP	14/05/2020 10:09:53					
Vendor Tx Code: sastest-5497									Refund Repeat Void	
Sage Pay unique Id: A77E4657-B316-AD39-F98D-C8537CCE8C5C										
Billing Address			Delivery Address			Cardholder Address				
Test Testing 1 Test, Testing, United Kingdom, DE11AA			Test Testing 1 Test, Testing, United Kingdom, DE11AA			Test Testing 1 Test, Testing, United Kingdom, DE11AA				

Shopping basket

Basket items	Quantity	Item value	Item tax	Item total	Line total
[Z/CAP/1691C4/GN]1200x1000x760 Pallet Box 1691C4: Green	1	114	22.8	136.8	136.8
[Z/CAP/LID/1000GN]1200X1000 Pallet Box Lid: Green	1	25	5	30	30

SagePay (Opayo) Payment Plugin for Hikashop by Brainforge

4.0 Vendor Data

A couple of examples using Hikashop custom order fields are included with this plugin. To use one of these examples you will need to create one of the following Hikashop custom fields.

New

Edit

Delete

Help

Dashboard

System

Products

Customers

Orders

Display

Documentation

Order

#	<input type="checkbox"/>	Table	Column name	Label	Field type	Required	Order	<div></div>	Front-end	Back-end Form	Back-end Listing	Published	Core	ID
1	<input type="checkbox"/>	order	order_additional_info	Further information you would like us to know	Text area	<input checked="" type="checkbox"/>	<div><div></div>1</div>		<input checked="" type="checkbox"/>	<input checked="" type="checkbox"/>	<input checked="" type="checkbox"/>	<input checked="" type="checkbox"/>	<input checked="" type="checkbox"/>	19
2	<input type="checkbox"/>	order	order_customer_ref	You Reference	Text	<input checked="" type="checkbox"/>	<div><div></div>2</div>		<input checked="" type="checkbox"/>	<input checked="" type="checkbox"/>	<input checked="" type="checkbox"/>	<input checked="" type="checkbox"/>	<input checked="" type="checkbox"/>	35

5.0 Hikashop Payment Method Listing


A summary of the payment method configuration is shown above the payment method *Restrictions* (if any). This might be useful if you have several payment methods.

<input type="checkbox"/>	Name	Price	Restrictions	Type	Order		Delete	Published
<input type="checkbox"/>	Pay by credit card secured by SagePay		Vendor : brainforgeuk TX code : sas-%d Mode : Test ===== Minimum weight:5kg	Hikashoppayment - SagePay by BrainforgeUK	1			✓

SagePay (Opayo) Payment Plugin for Hikashop by Brainforge

6.0 Customer SagePay Shopping Basket Review

When in the *SagePay* payment pages the customer can review their order like this.



brainforgeuk Test Account

Order description: L5R6B36

To pay
£85.27

Review your order

Transaction details

Description:
L5R6B36

Transaction Reference:
sastest-5636

Amount:
£85.27

Your Shopping Basket

Description	Quantity	Item Value	Item Tax	Item Total	Line Total
Test Product	1	85	17	102	102
Delivery	1	-10.2	-2.04	-12.24	-12.24
Billing	1	-4.49	0	-4.49	-4.49

Total Price: £85.27

Payment Details

Payment type:
Visa

Card number:
XXXX XXXX XXXX 0006

Cardholder name:
bTest Tester

Email:

This example also indicates negative item values in the shipping basket – the customer receiving a discount for their selected delivery and billing methods.